


# the first patient

graphic novel & picture book



# The first patient

graphic novel & picture book

***The First Patient*** is the title of the graphic book, containing 6 graphic novels and 6 anatomical illustrations, totally dedicated to the explanation and divulgation of the whole-body donation topic for the purpose of scientific research and medical-surgical education.

The book was realized as part of the **Body Donation** project and raises the unprecedented and interdisciplinary collaboration between the Department of Biomedicine and Neuromotor Sciences, the Department of Sociology of the University of Bologna and the Department of Design and Applied Arts of the Academy of Fine Arts of Bologna. All the involved researchers have provided mutual expertise and resources. In addition to the dissemination and production of the book, the project aims to present the social and anthropological components involved in the donation.







IL CORPO:  
LA MACCHINA PERFETTA

MA NON PIÙ PERFETTA DELLA  
ASTON MARTIN "DBS" DI 007  
CHE INFATTI È PERFETTISIMA

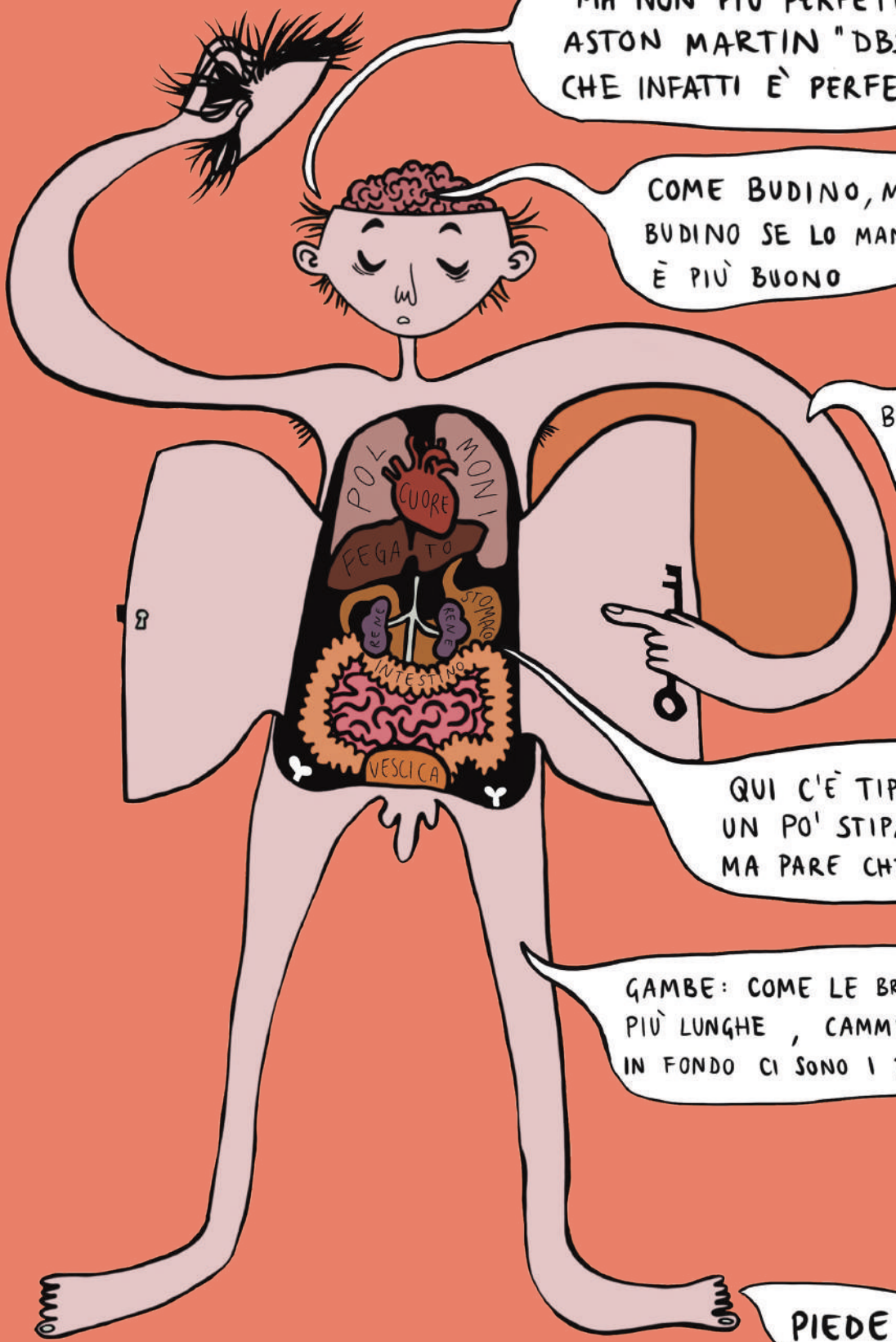
COME BUDINO, MA IL  
BUDINO SE LO MANGI  
È PIÙ BUONO

BRACCIO: DENTRO  
NON C'È NIENTE  
TRANNE OSSI E  
VENE E NERVI  
E CICCIA

QUI C'È TIPO TUTTO,  
UN PO' STIPATO DIREI IO,  
MA PARE CHE FUNZIONI

GAMBE: COME LE BRACCIA, MA  
PIÙ LUNGHE, CAMMINANO E  
IN FONDO CI SONO I PIEDI

PIEDE





**The organization** of scientific, anatomical and medical information

**The collection** of stories from donors and donor relatives

**The narrative** and graphic interpretation

**The care** of editorial design

Are only few of the components that are incorporated within this cross-cutting case study.



Graphic novels and illustrations are the chosen languages to disclose the crucial implications of this project.

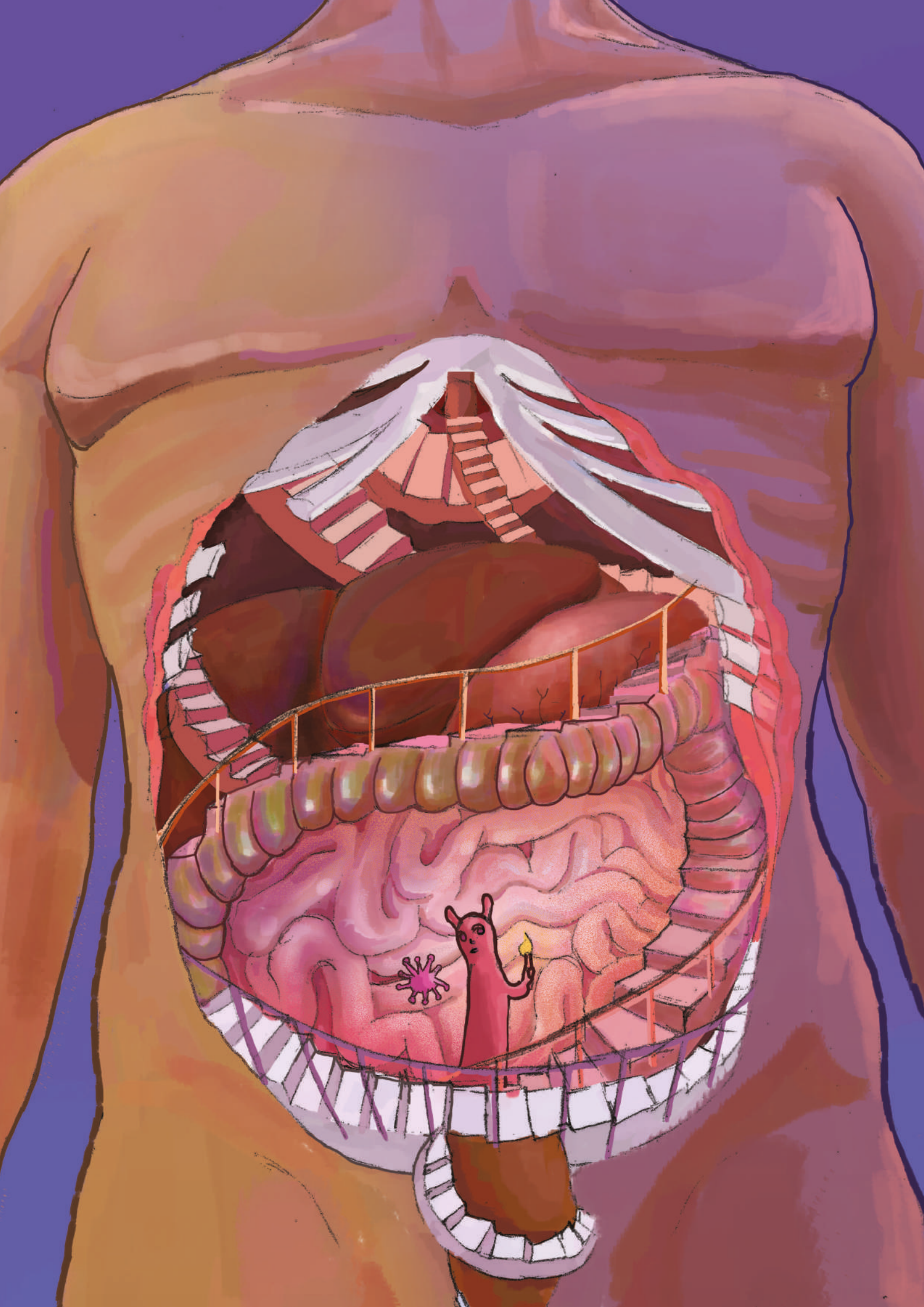
Recently, Graphic novels, as a multi-code language with vast narrative possibilities, have been rediscovered in the field of science and social dissemination.



Illustration engages the reader in a dimension of imaginative exploration that has always stood alongside realism, allowing the consolidation and enhancement of learning experience.







**How can we reach the non-scientific readers about a topic that is so sensitive and poorly known?**

# **Through the donor**

The donor is the starting point of the graphic narrative. The gift made by donating his/her body, the motivations for doing so, and the path that must be followed in order to “carry out” the donation, are one of the focuses around which the stories in the volume are centered.




COVER			Fronte spizio 1	INTRO 2	INTRO 3	INTRO 4	Indice 5	INFOGRAFICHE 6	7	8	DONAZIONE 9	10	11	12	STORIA1 13	14	15
16	17	18	19	20	21	22	23	24	25	Illustr. Corpo intero 26	27	28	29	STORIA2 30	31	32	33
34	35	36	37	38	39	40	41	42	43	Illustr. Cuore 44	45	46	47	STORIA3 48	49	50	51
52	53	54	55	56	57	58	59	60	61	Illustr. Addome 62	63	64	65	STORIA4 66	67	68	69
70	71	72	73	74	75	76	77	78	79	Illustr. Cervello 80	81	82	83	STORIA5 84	85	86	87
88	89	90	91	92	93	94	95	96	97	Illustr. Polmoni 98	99	100	101	STORIA6 102	103	104	105
106	107	Info 108	109	Info 110	111	BIO 112	113	114	115	loghi 116	117	118	119				
120	121	122	123	124	125	126	127	128	129								
130	131	132	133	134	135	136	137	138	139	140	141	142	143	144	145	146	147
148	149	150	151	152	153	154	155	156	157	158	159	160					

For these reasons, the volume is based on 6 graphic novels written by ABABO students in collaboration with the teachers supervising the project and based on the scientific and sociological research material gathered during a year. As Will Eisner said, fiction and information hand in hand can go a long way.











Papa' e' molto de tempo  
non possiamo comprare  
tomare nulle stene case.




Ha fatto le mie valte




Le abbiamo accettate perché  
gli volevamo bene. Quello dia  
mi chiedo e se le abbiamo  
davvero comprese...












# POST MORTEM PASTORACCIA

STAI DISEGNANDO UN'IMMAGINE?

NO, STO GIOCANDO A SCACCHI!





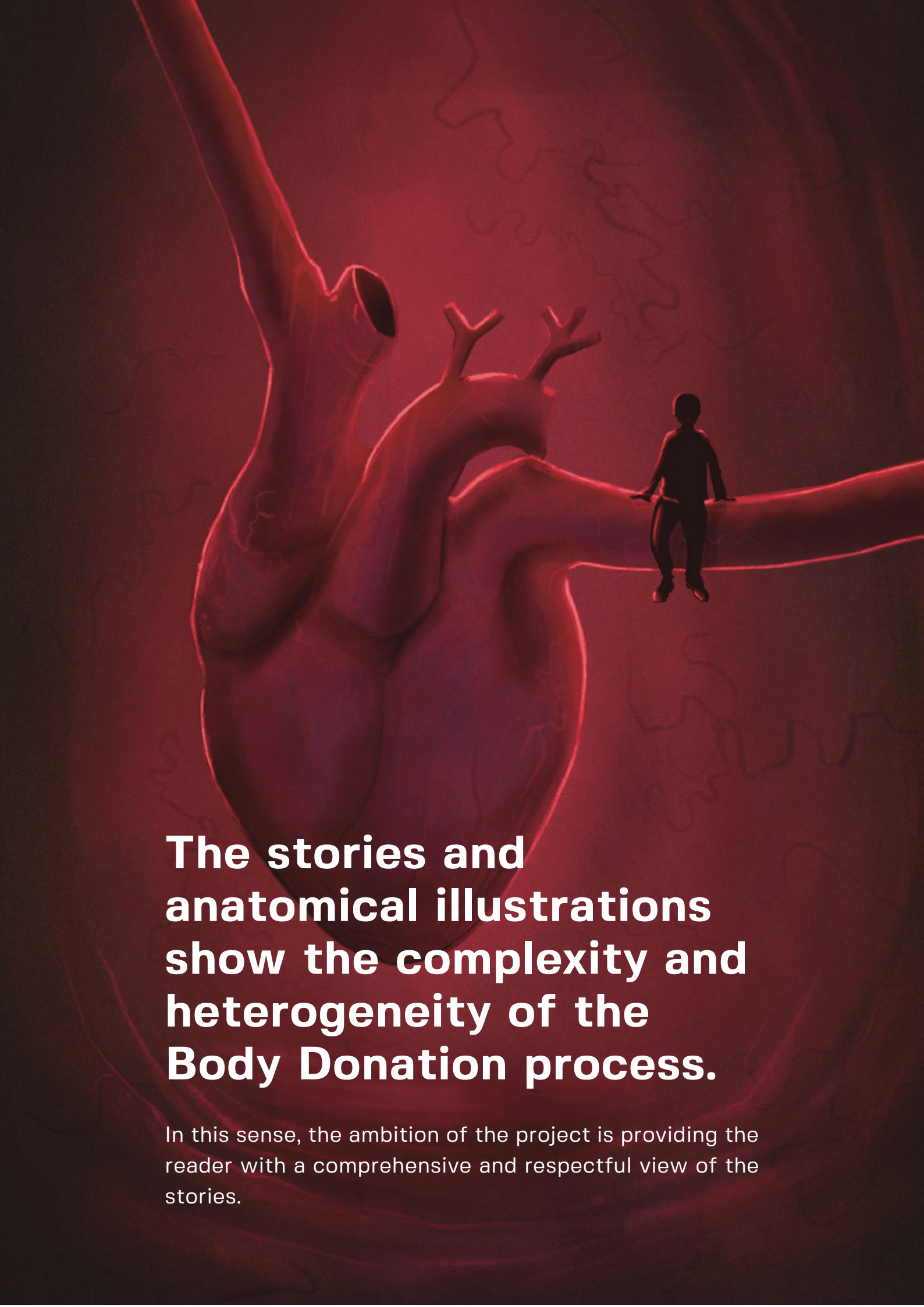
**Under the supervision of an interdisciplinary editorial team of Anatomists, Sociologists, Graphic novelists, Comic authors and Artists the entire book is structured around six stories that were created by students**

– selected among the 30 people who joined the project, – of the three-year Comics and Illustration program, the two-year Comics Language program, and the two-year Illustration for Publishing program.

Students were assisted by well-known graphic novelists and illustration authors who have studied at ABABO and continue to weave projects with it. The guest authors were Alessandro Pastore, Federico Gaddi and Marco Libardi. The students, are now in the process of writing and storyboarding their individual projects.







**The stories and anatomical illustrations show the complexity and heterogeneity of the Body Donation process.**

In this sense, the ambition of the project is providing the reader with a comprehensive and respectful view of the stories.












# Training is for the reader, but also for the author

Thanks to the donation, physicians and medical students have the opportunity to expand their professional identity by learning “on the field”. But this theme is also a pedagogical moment in the education of Ababo students who drew these stories, both in the terms of scientific dissemination and of individual reflection.







TUTOR A MAVERIK...

# HIC MORS GAUDET SUCCURRERE VITAE

"CI SIAMO, SEI DENTRO..."



E' BUIO QUI...



"TRANQUILLO, PRESTO ARRIVERA' LA LUCE DELLA CONOSCENZA..."





# Who is the first patient?

Since the origins of medicine and surgery schools, the “first patient” has provided a way for medical training and research to move forward. However, in Italy this possibility is limited because body donation is still little known among citizens. Therefore, by the visual narration, this volume aims to introduce all aspects of the body donation practice, from the most intimate and personal perspective to the scientific and medical reasons.



# Editorial information

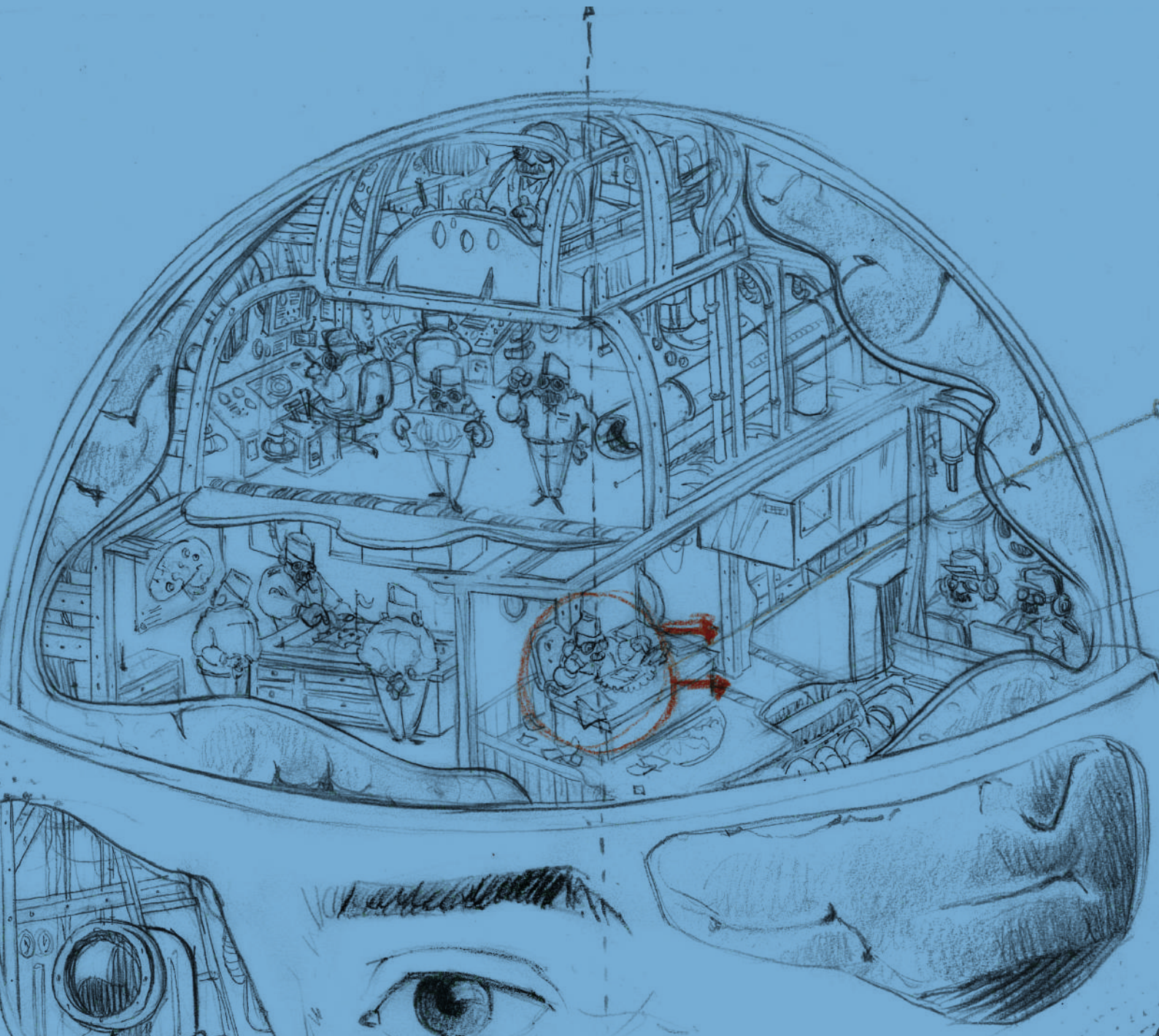
Volume around 120 pages in color  
paperback binding  
soft cover  
size 17x24cm approx  
language: Italian and/or English





# Our ideal readers

Physicians, medical students and residents of the different medical courses in addition to the general public. Possible connection with scientific publishers. Title appealing for press and news organs.





# Possibility of UK/ US co-production, Graphic Medicine network.

Appendix with images from atlas and tables.



## Editors

Prof. Stefano Ratti (UNIBO)

Dr. Veronica Moretti (UNIBO)

Prof. Onofrio Catacchio (ABABo)

Prof. Sara Colaone (ABABo)

Prof. Caterina Coluccio (ABABo)

Prof. Mario Rivelli (ABABo)

Spostare dalla  
prege

+ grande